CWE-GAM Project Annual Meeting

Glasgow, July 1, 2019

# Care Arrangement and Caregiving Activities in South Korea

## : An Analysis of the 2018 Care Work Family Survey on Childcare and Eldercare

Eunhye Kang(Seoul National University)

Ki-Soo Eun(Seoul National University)

# Fieldwork of Care Work in South Korea

| | Childcare | Eldercare |
|---|---|---|
| Paid Care Worker Survey | 300 | 300 |
| Family Care Work Survey | 500 | 500 |

# Fieldwork of Care Work in South Korea

| | Childcare | Eldercare |
|---|---|---|
| Paid Care Worker Survey | 300 | 300 |
| Family Care Work Survey | 500 | 500 |

+

| Time Use Diary |
|---|
| 600 |

# Fieldwork of Care Work in South Korea

| | Childcare | Eldercare |
|---|---|---|
| Paid Care Worker Survey | 300 | 300 |
| Family Care Work Survey | 500 | 500 |

+

| Time Use Diary |
|---|
| 600 |

+

| In-depth Interview |
|---|
| 90 |

# Fieldwork of Care Work in South Korea

| | Childcare | Eldercare |
|---|---|---|
| Paid Care Worker Survey | 300 | 300 |
| Family Care Work Survey | 500 | 500 |

+

| Time Use Diary |
|---|
| 600 |

+

| In-depth Interview |
|---|
| 90 |

**Findings:**

Childcare Arrangement

# Childcare

General characteristics of the primary caregiver

| | | Obs | % |
|---|---|---|---|
| **Age group** | 20~29 | 32 | 6.4 |
| | 30~39 | 343 | 68.6 |
| | 40~49 | 124 | 24.8 |
| | 50~59 | 1 | 0.2 |
| **Marital status** | Married | 494 | 98.8 |
| | Other | 6 | 1.2 |
| **Employment status** | Employed | 158 | 31.6 |
| | Unemployed | 332 | 68.4 |
| **Type of household earning** | Dual income | 154 | 30.8 |
| | Single male-income | 339 | 67.8 |
| | Single female-income | 4 | 0.8 |
| | No income | 3 | 0.6 |
| **Number of children under age 10** | 1 | 320 | 64.0 |
| | 2 | 166 | 33.2 |
| | 3 | 14 | 2.8 |

# Childcare

General characteristics of the child recipient

| | | Obs | % |
|---|---|---|---|
| **Sex** | Female | 243 | 48.7 |
| | Male | 257 | 51.3 |
| **Age group** | 0~2 | 142 | 28.4 |
| | 3~6 | 230 | 46.0 |
| | 7~9 | 128 | 25.6 |

# Childcare Arrangement

Type of Arrangement

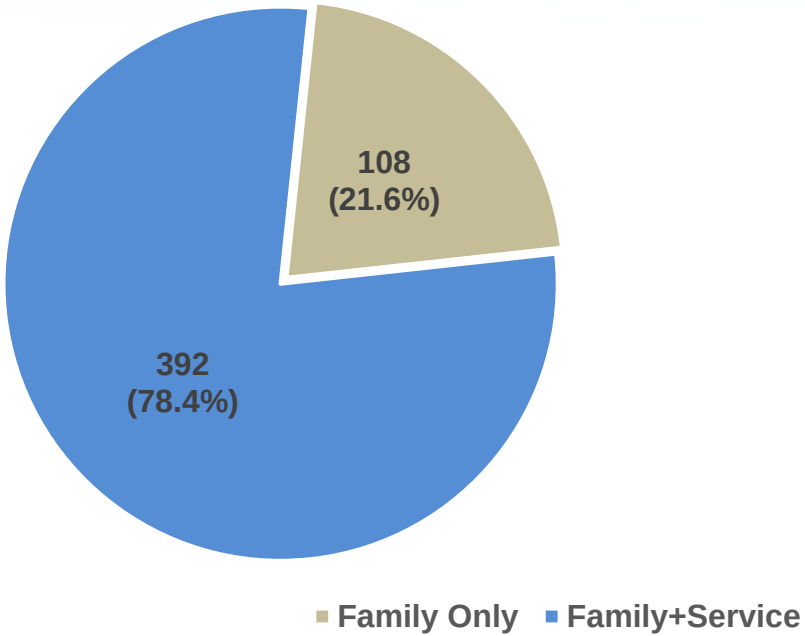

# Childcare Arrangement

Type of Arrangement by the Age of Children

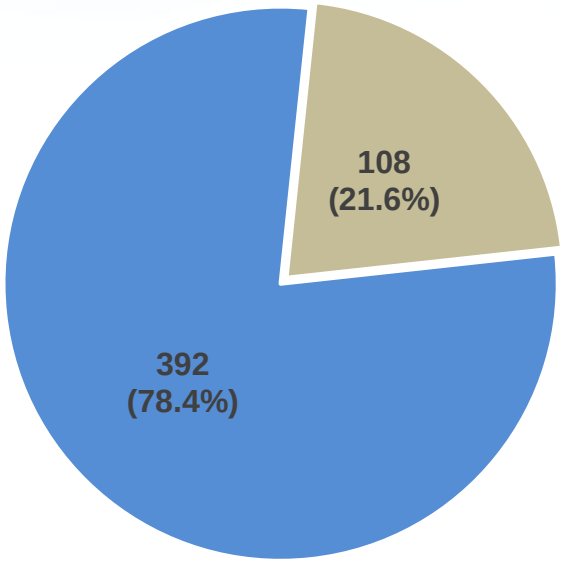


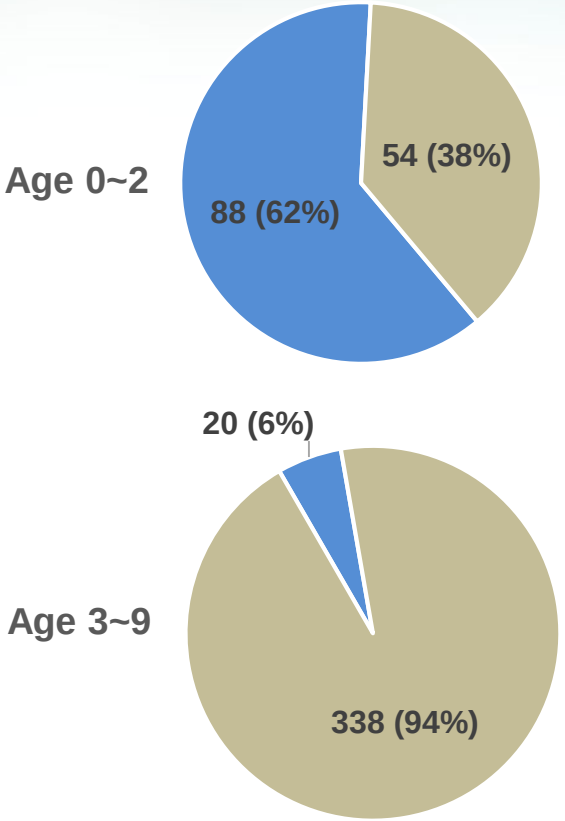

# Childcare Arrangement

Main Reason for Not Using External Childcare Service

| | | Obs | % |
|---|---|---|---|
| **1** | I think a mother should take direct care of her child. | 55 | 50.9 |
| **2** | We don’t feel the need to use external services. | 36 | 33.3 |
| **3** | I can’t trust external services. | 8 | 7.4 |
| **4** | My child is too young to receive external service. | 5 | 4.6 |
| **5** | The service fees are too expensive. | 2 | 1.9 |
| **6** | My child doesn’t like or refuses to use external services. | 2 | 1.9 |
| **Total** | | 108 | 100.0 |

# Childcare Arrangement

Parents' Average Hours on Childcare by the Type of Arrangement

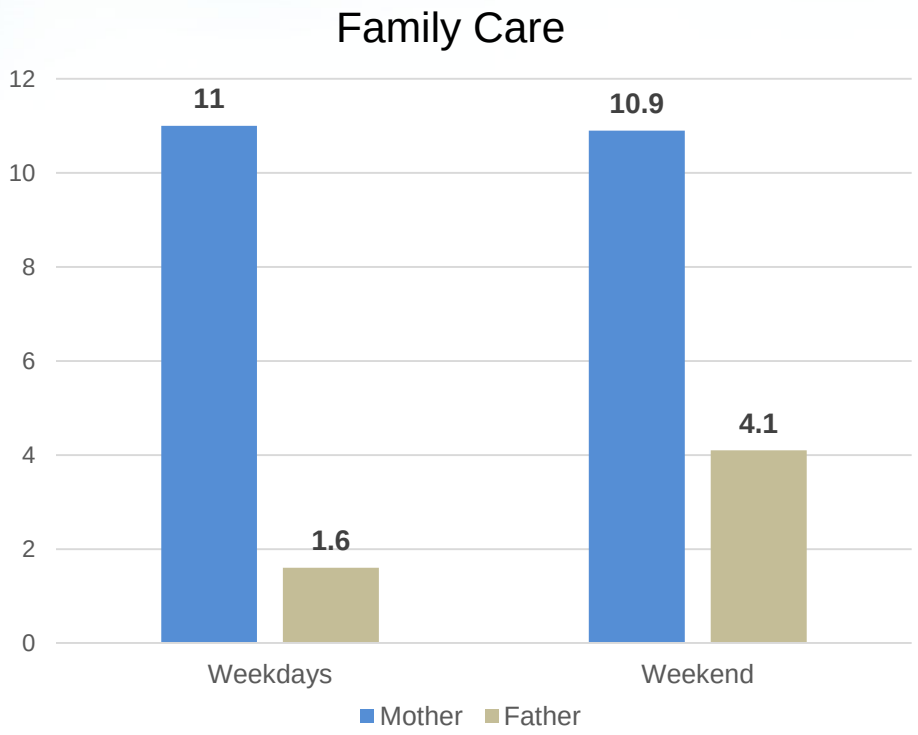


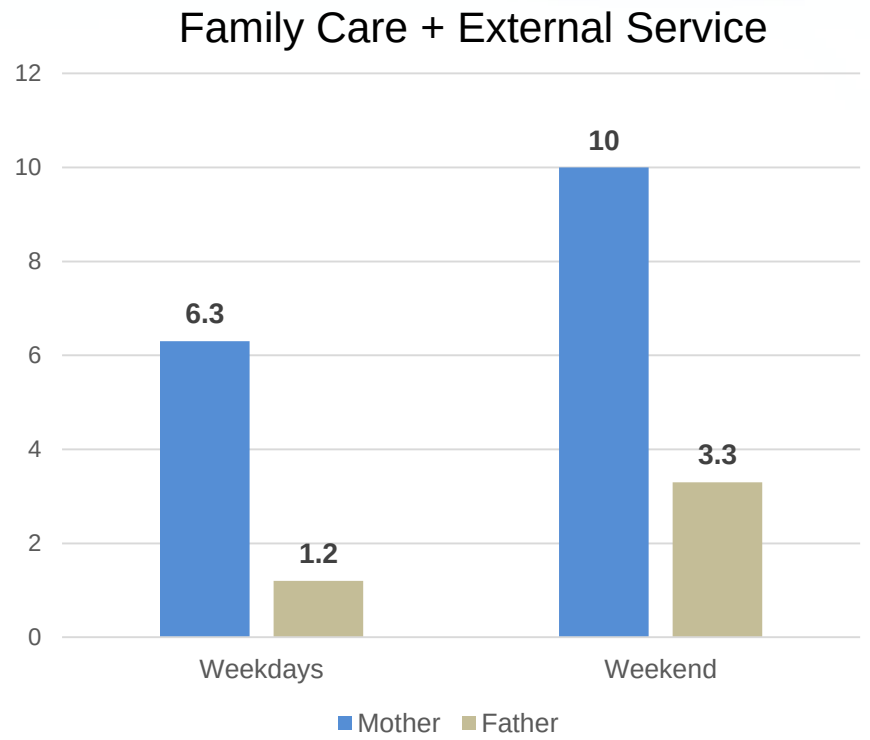

# Childcare Arrangement

Childcare Regularly Provided by Other Family Members

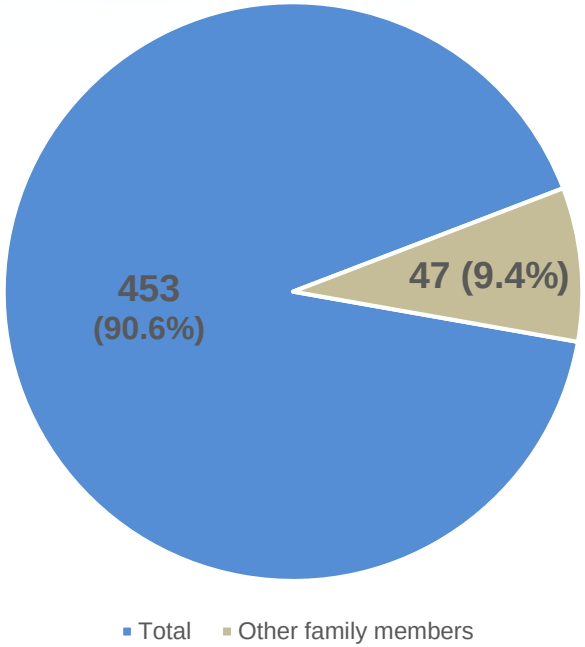


The member who is involved most:
**Grandmothers**
**(mostly maternal grandmothers)**

Only 5 out of 47 respondents live together with other family members (10.6%).

Average Hours of Care Provided
3.6 hrs/day

# Childcare Arrangement

Number of External Childcare Services in Use

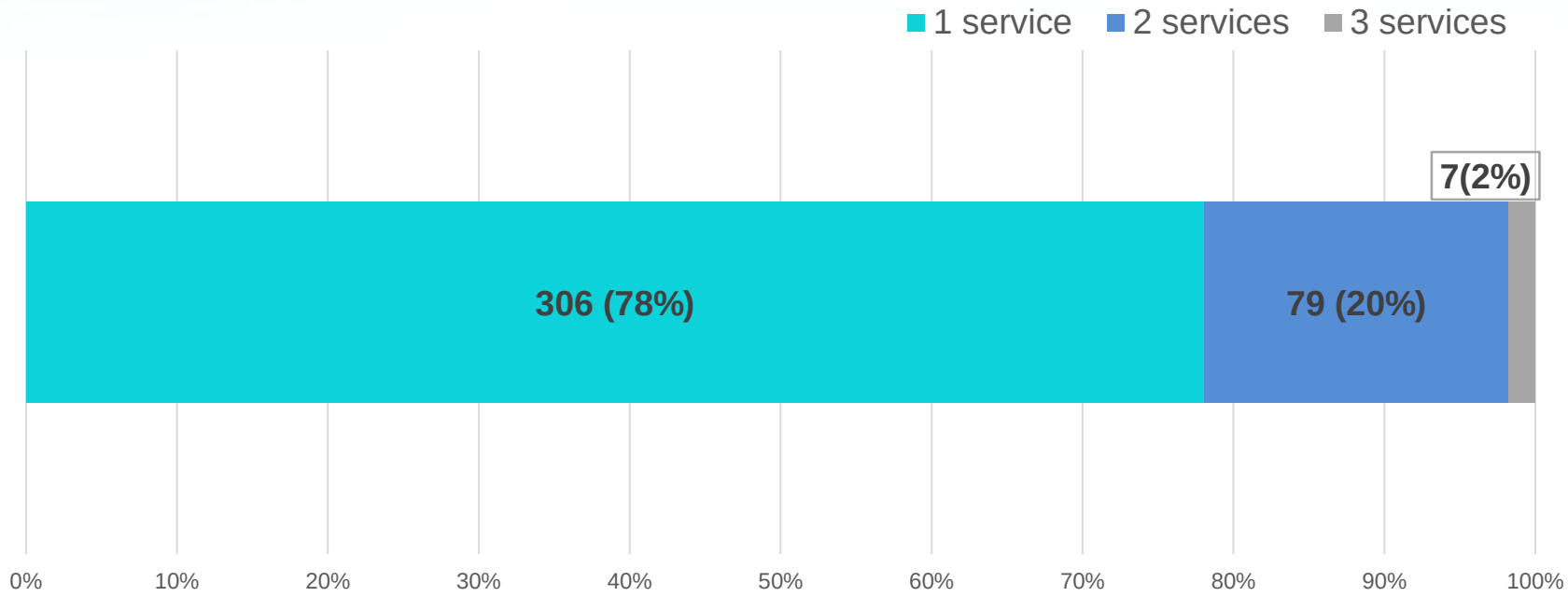

# Childcare Arrangement

Type of External Childcare Services in Use

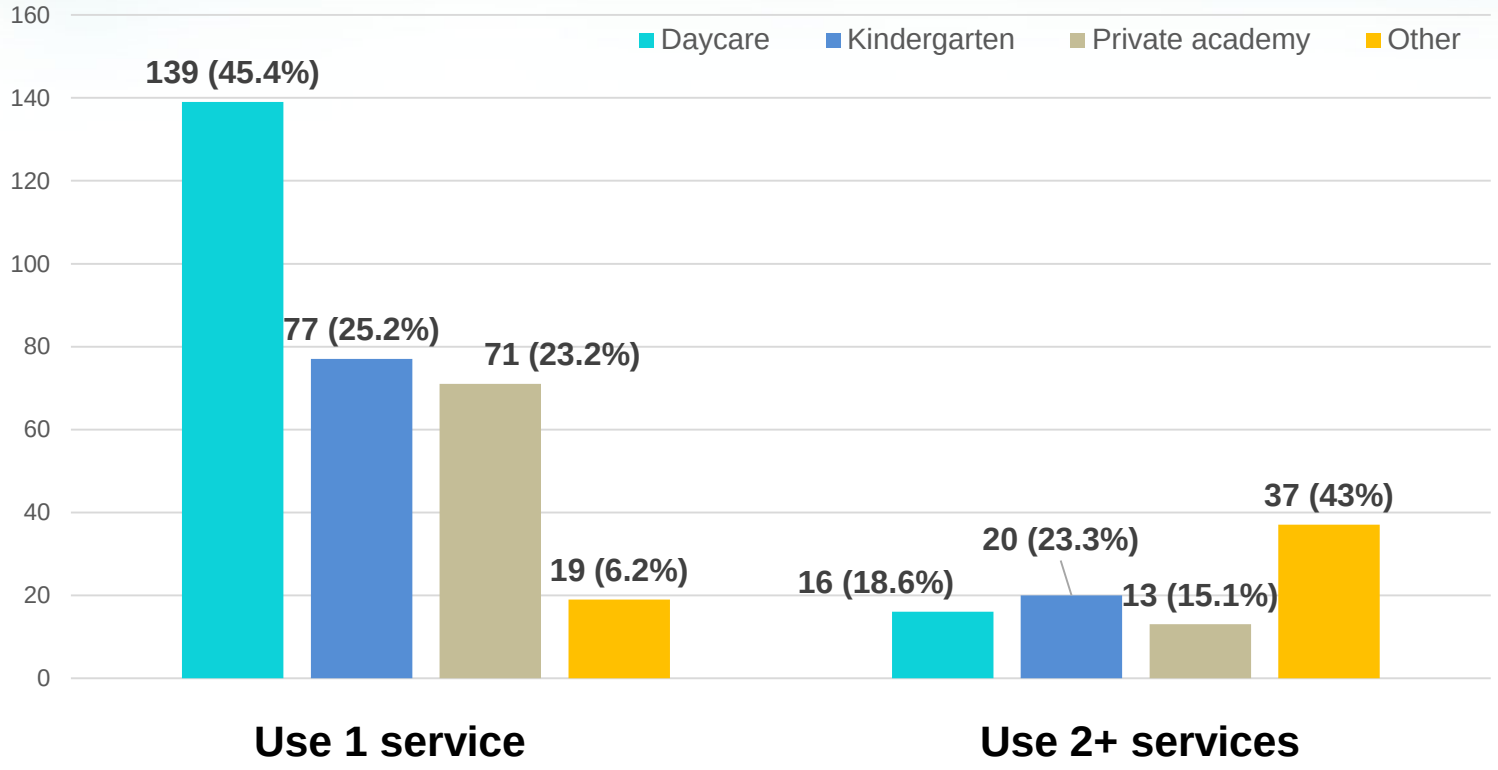

**Findings:**

Eldercare Arrangement

# Eldercare

General characteristics of the respondents (Primary caregiver)

| | | Obs | % |
|---|---|---|---|
| **Age group** | 20~29 | 32 | 6.4 |
| | 30~39 | 343 | 68.6 |
| | 40~49 | 124 | 24.8 |
| | 50~59 | 1 | 0.2 |
| **Marital status** | Married | 494 | 98.8 |
| | Other | 6 | 1.2 |
| **Employment status** | Employed | 158 | 31.6 |
| | Unemployed | 332 | 68.4 |
| **Type of household earning** | Dual income | 154 | 30.8 |
| | Single male-income | 339 | 67.8 |
| | Single female-income | 4 | 0.8 |
| | No income | 3 | 0.6 |
| **Number of children under age 10** | 1 | 320 | 64.0 |
| | 2 | 166 | 33.2 |
| | 3 | 14 | 2.8 |

# Eldercare

General characteristics of the elderly recipients

| | | Obs | % |
|---|---|---|---|
| **Sex** | Female | 287 | 42.7 |
| | Male | 214 | 57.3 |
| **Age group** | 70< | 29 | 5.8 |
| | 70~80 | 154 | 30.8 |
| | 80~90 | 270 | 53.9 |
| | 90> | 48 | 9.6 |
| **General health status** | Good | 52 | 10.5 |
| | Bad | 449 | 89.5 |
| **LTC Grade** | Grade 1~2 | 39 | 7.8 |
| | Grade 3~5 | 173 | 40.4 |
| | Other: Type A, B, C | 29 | 5.8 |
| | No grade | 180 | 36.0 |
| **Dementia** | Mild | 148 | 29.5 |
| | Moderate | 76 | 15.2 |
| | Severe | 4 | 0.8 |
| | None | 273 | 54.5 |

# Eldercare Arrangement: The Primary Caregiver

Relationship with the Elderly Recipient

| | Total | | Live together | | Live separately | |
|---|---|---|---|---|---|---|
| | Obs | % | Obs | % | Obs | % |
| **Daughter-in-law** | 185 | 36.9 | 114 | 36.8 | 71 | 37.2 |
| **Daughter** | 175 | 34.9 | 82 | 26.5 | 93 | 48.7 |
| **Spouse** | 78 | 15.6 | 78 | 25.2 | 0 | 0.0 |
| **Son** | 54 | 10.8 | 36 | 11.6 | 19 | 9.9 |
| **Other relatives** | 5 | 1.0 | 0 | 0.0 | 5 | 2.6 |
| **Sibling** | 2 | 0.4 | 1 | 0.3 | 1 | 0.5 |
| **Son-in-law** | 1 | 0.2 | 0 | 0.0 | 1 | 0.5 |
| **Grandchildren** | 1 | 0.2 | 1 | 0.3 | 0 | 0.0 |
| **Total** | 501 | 100.0 | 310 | 100.0 | 191 | 100.0 |

# Eldercare Arrangement: The Primary Caregiver

Reason for having become a primary caregiver of the elderly

| Reason | | Obs | % |
|---|---|---|---|
| **1** | I have been living with the elderly family member | 169 | 17.5 |
| **2** | I (or my spouse) am the eldest child of the elderly family member | 143 | 14.9 |
| **3** | All other family members work, so I am the only person available to take care of the elderly family member. | 130 | 13.5 |
| **4** | The elderly family member wants me to take care of him/her. | 125 | 13.0 |
| **5** | I live nearest to the elderly family member | 121 | 12.5 |
| **6** | Because I feel the most comfortable when I take care of him/her. | 115 | 11.9 |
| **7** | In order not to bother other family members. | 54 | 5.6 |
| **8** | I am the elderly's only family member | 46 | 4.7 |
| **9** | Because I love the elderly family member | 39 | 4.1 |
| **10** | Because I am able to provide the best care for the elderly family member | 19 | 2.0 |
| **11** | Other | 3 | 0.3 |
| **Total** | | 964 | 100 |

* Multiple-choice question.

# Eldercare Arrangement: The Primary Caregiver

Whether the Respondent Has Been the Primary Caregiver Since the Elderly Started to Receive Care from Others

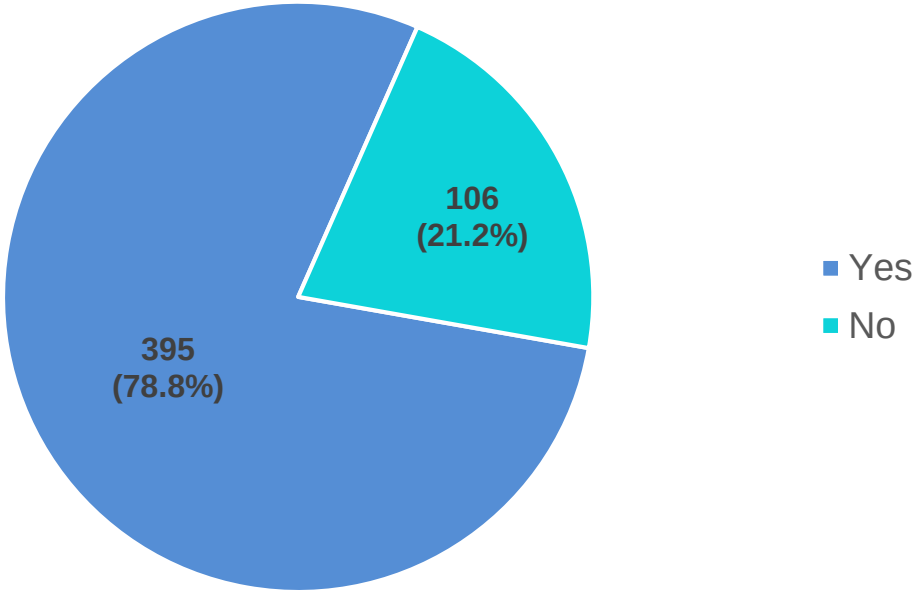

# Eldercare Arrangement: The Primary Caregiver

## Years to Serve the Elderly Recipient as a Primary Caregiver

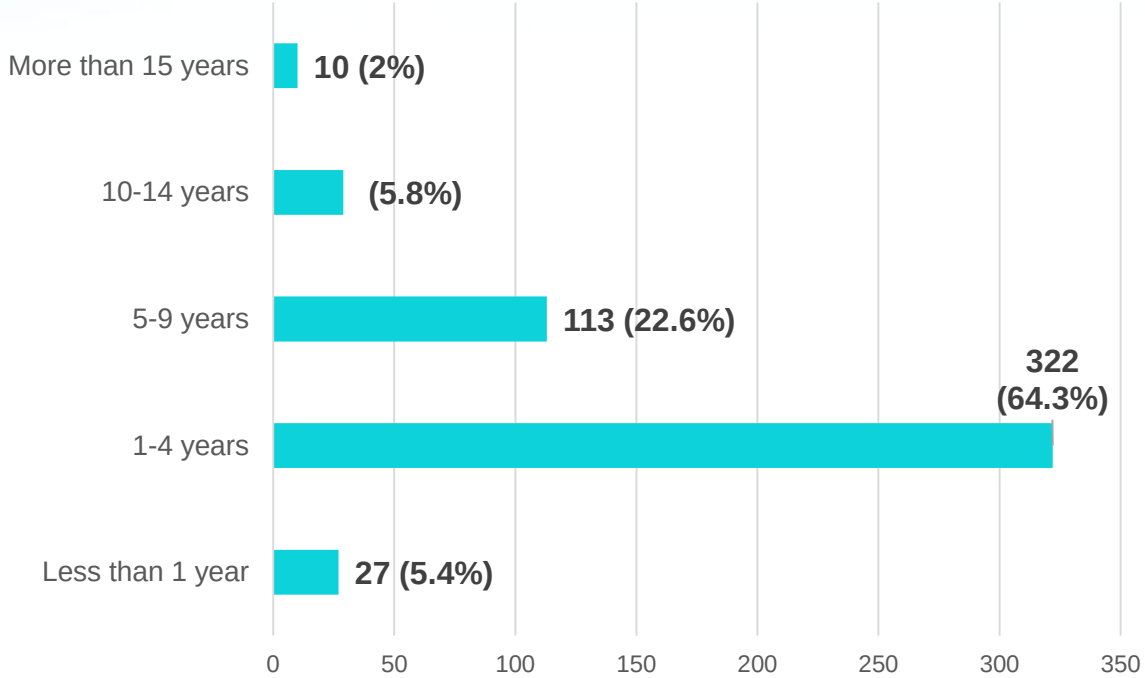

# Eldercare Arrangement:

Type of Arrangement

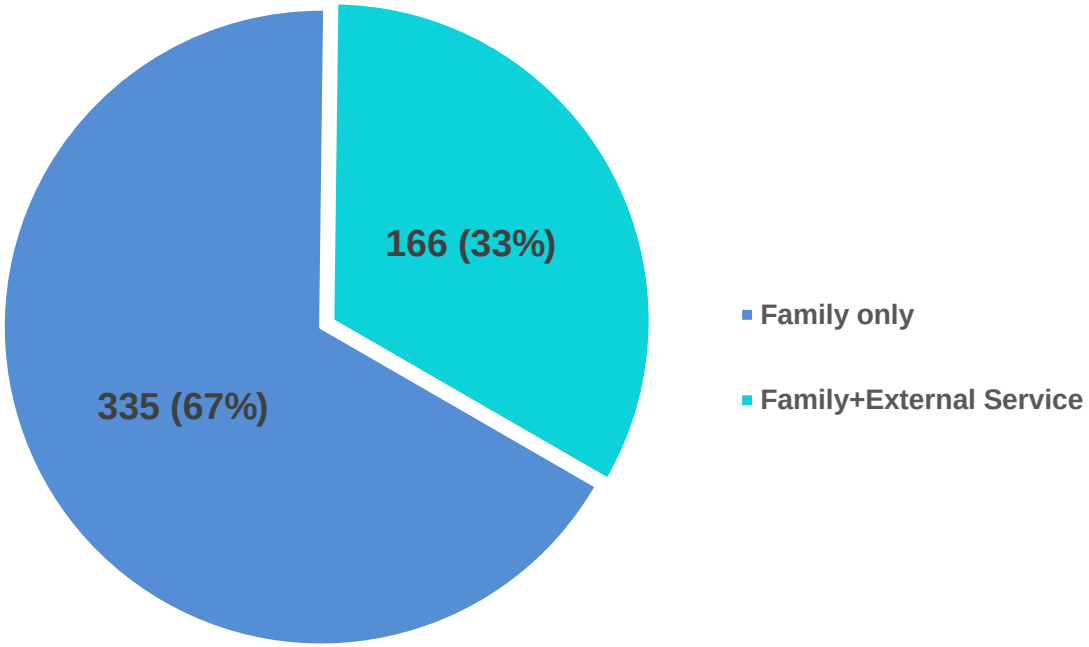

# Eldercare Arrangement

Main reason for not using external care service answered by the primary caregiver

| | | Obs | % |
|---|---|---|---|
| **1** | The elderly person does not want to use an external service | 116 | 34.6 |
| **2** | We do not feel the need to use an external service. | 68 | 20.3 |
| **3** | We think the family should take a direct care of the elderly person. | 68 | 20.3 |
| **4** | The services are too expensive. | 34 | 10.2 |
| **5** | I did not know there are services I can use. | 18 | 5.4 |
| **6** | The services are not trustworthy. | 14 | 4.2 |
| **7** | There are no services that I can use. | 14 | 4.2 |
| **8** | Other | 3 | 1.0 |
| **Total** | | 335 | 100 |

# Eldercare Arrangement

Main reason for using external care service answered by the primary caregiver

| | | Obs | % |
|---|---|---|---|
| **1** | Taking care of the elderly is too difficult physically and/or mentally. | 67 | 40.4 |
| **2** | It’s not too expensive to use external services. | 30 | 18.1 |
| **3** | To gain more time to do other activities like work or study | 25 | 15.1 |
| **4** | To receive professional care service | 18 | 10.8 |
| **5** | To secure some private time for leisure or rest | 12 | 7.2 |
| **6** | To allow the elderly to socialize with other elderly people. | 14 | 8.4 |
| **Total** | | 166 | 100.0 |

# Eldercare Arrangement

Respondents and Their Spouses' Average Hours on Eldercare by their Relationship with the Elderly Recipient

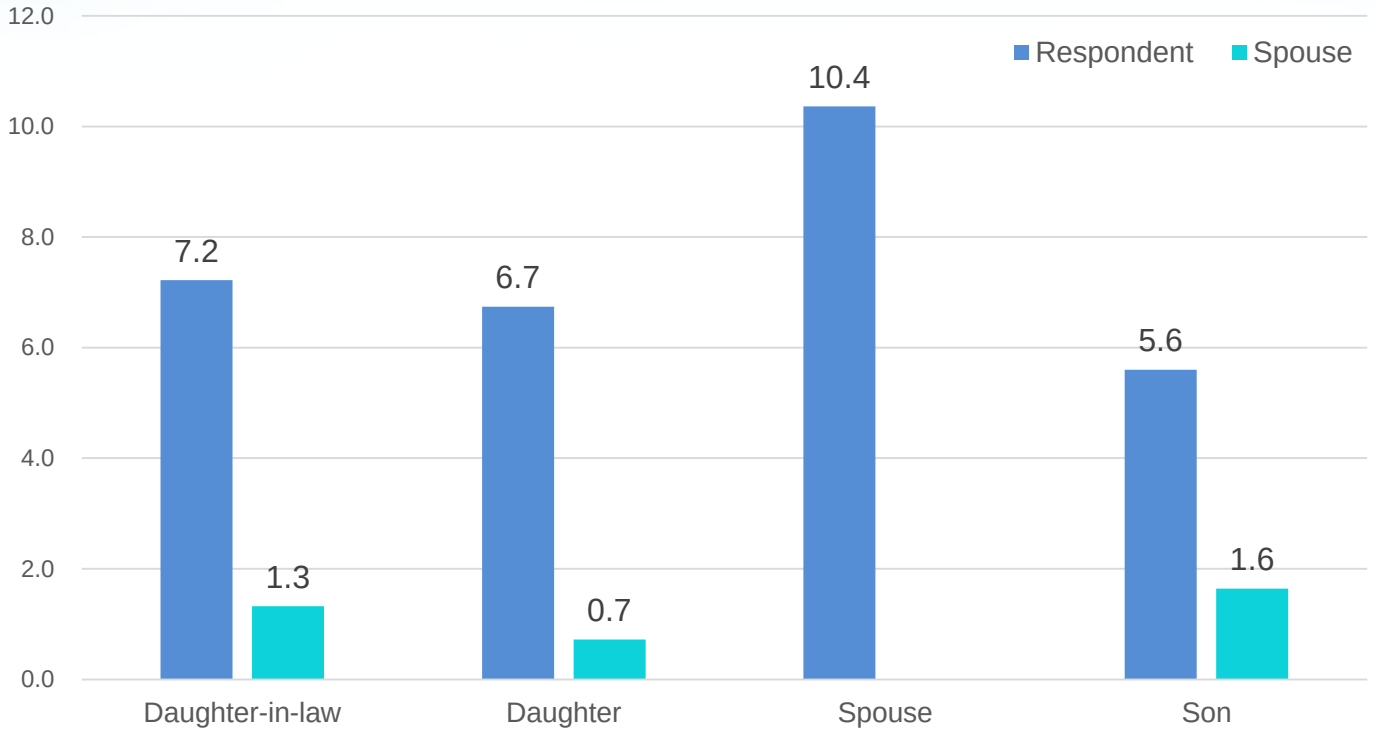

# Eldercare Arrangement

Number of External Services in Use

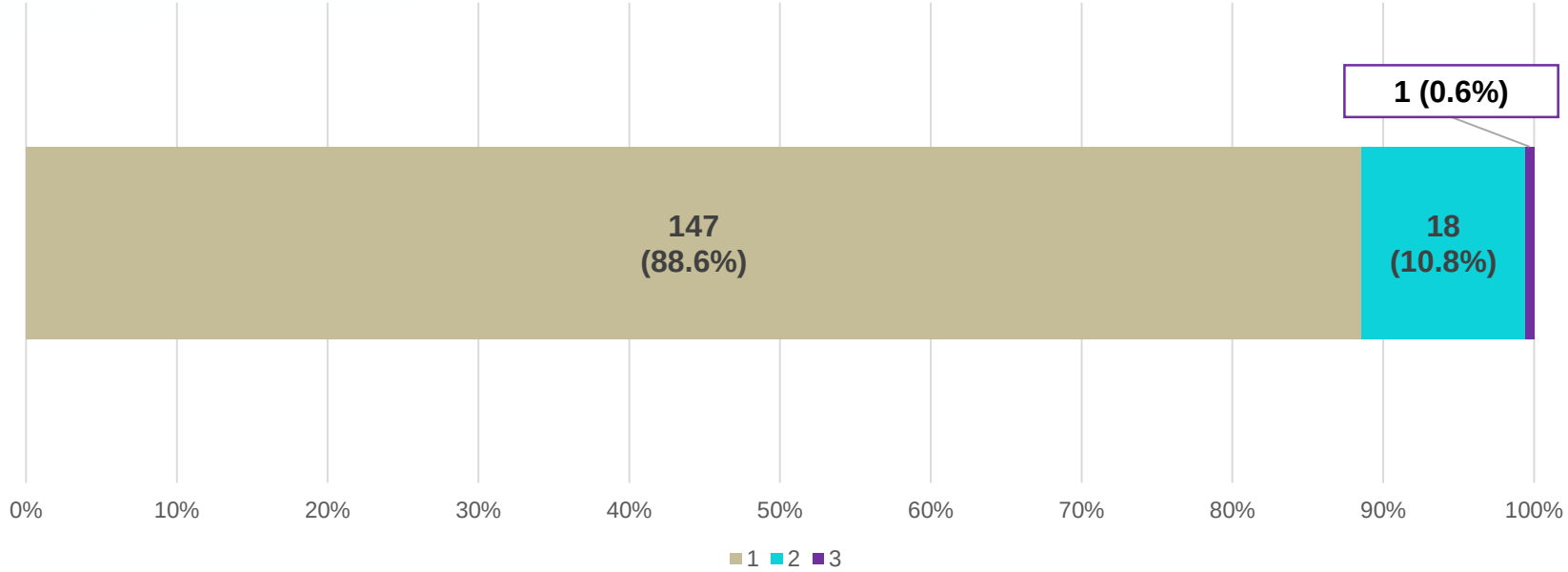

# Eldercare Arrangement

Type of External Services in Use

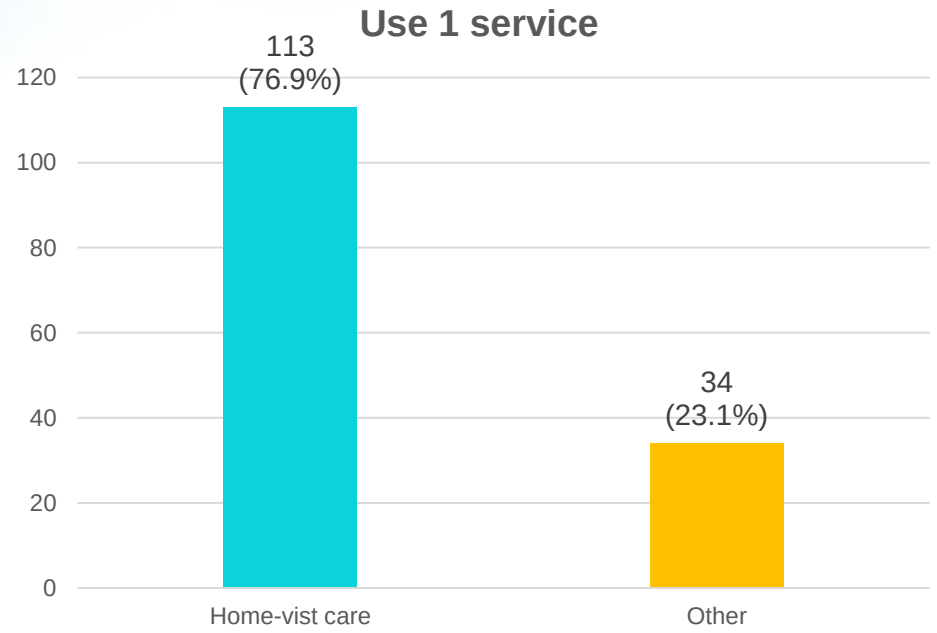


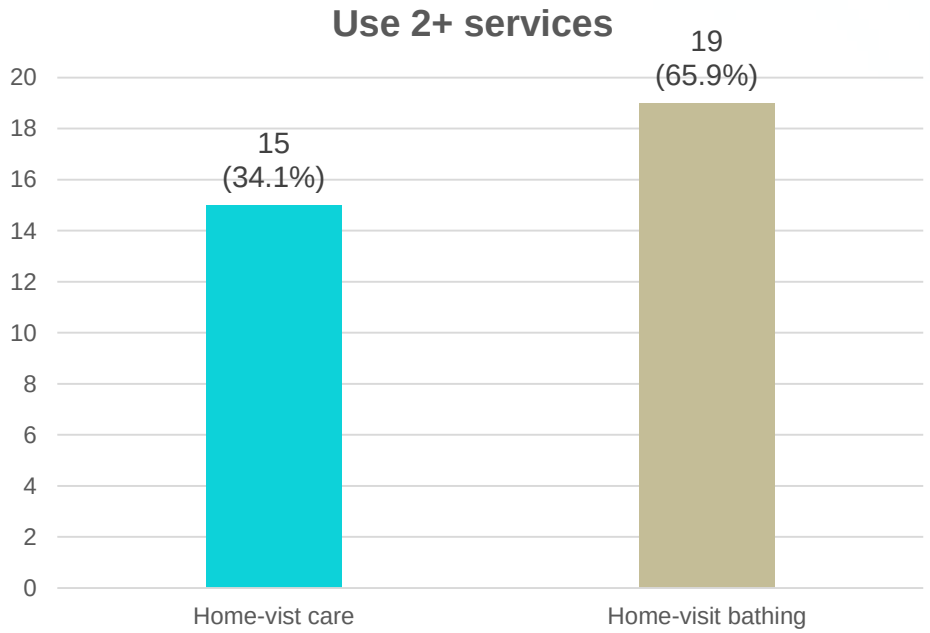

# Daily Care Provision

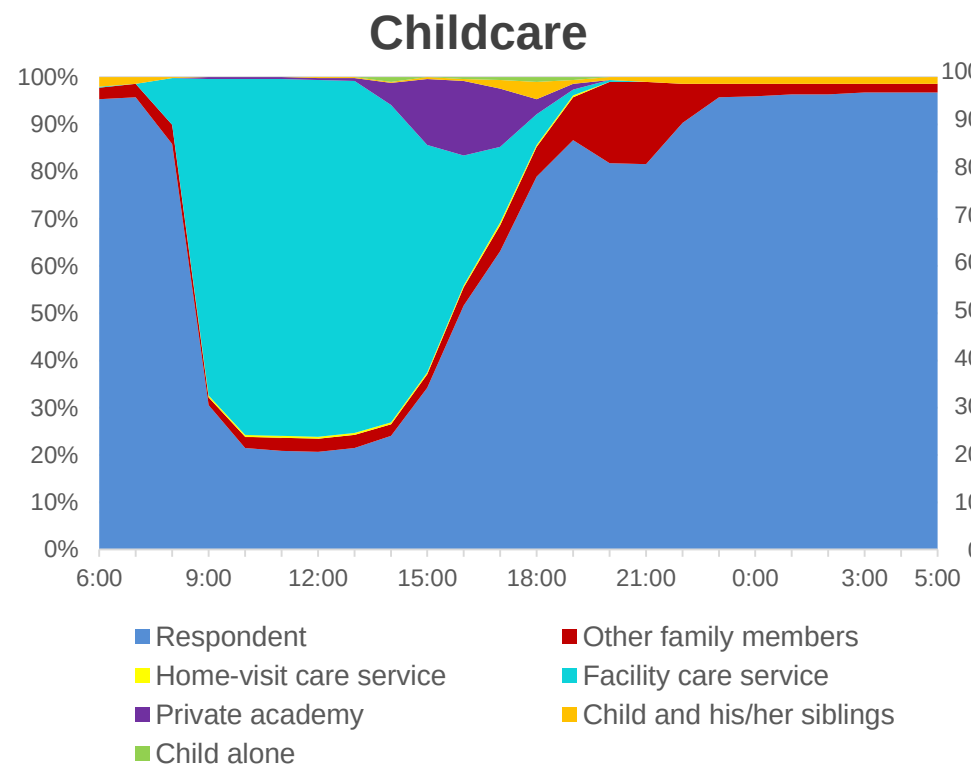


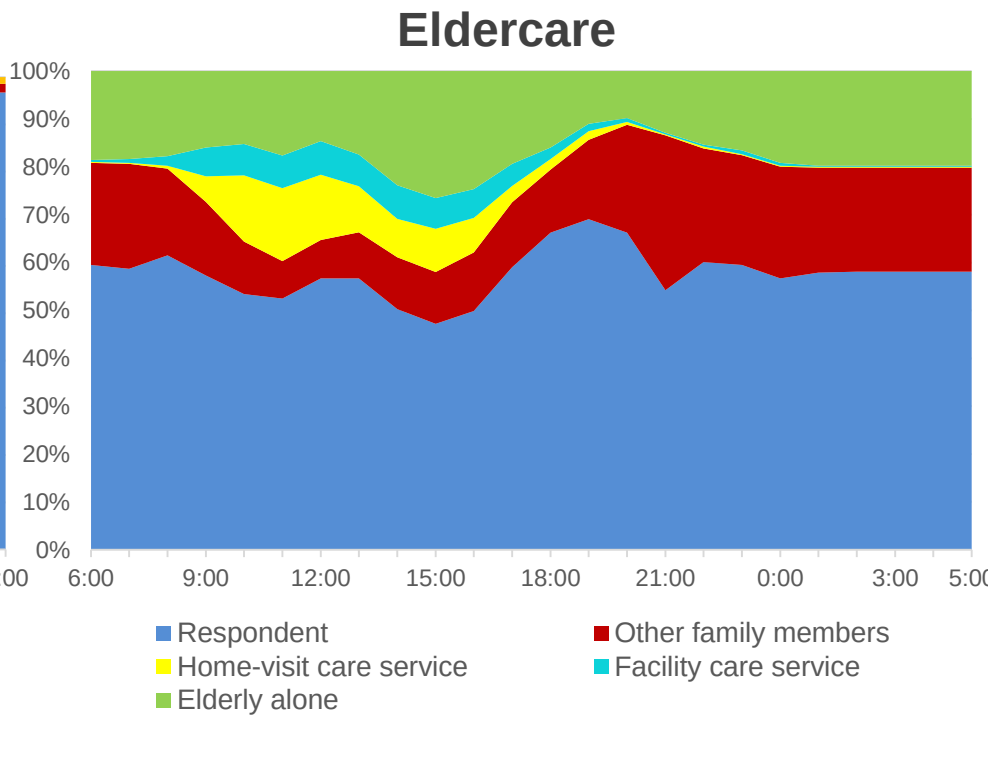

**Findings:**

Caregiving Activities

# List of Caregiving Activities

| | |
|---|---|
| **Act1** | Help dress/undress clothes or undergarments |
| **Act2** | Help to wash face, brushing teeth, shaving, cutting nails, etc. |
| **Act3** | Help enter/exit the bathroom, clean and dress after toilet use (including changing diapers) |
| **Act4** | Help take bath or shower |
| **Act5** | Change postures in bed or chair, help move around indoors |
| **Act6** | Help eat or drink |
| **Act7** | Prepare food and clean dishes |
| **Act8** | Housework (cleaning, laundry, organizing) |
| **Act9** | Help taking the right dosage of medication at set times |
| **Act10** | Transportation to and from hospital, picking up medication |
| **Act11** | Having a conversation or playing indoors (including reading books) |
| **Act12** | Watching TV or other media together |
| **Act13** | Taking walks (including using wheelchairs) |
| **Act14** | Help with transportation (using public transportation, providing a ride in a car, commuting to/from nursing home, etc.) |

# Scales of Frequency and Difficulty

| Scales of frequency | |
|---|---|
| None | 1 |
| One-two times a month | 2 |
| One-two times a week | 3 |
| Three times a week | 4 |
| Once a day | 5 |
| Many times a day | 6 |

| Scales of difficulty | |
|---|---|
| Not difficult at all | 1 |
| Not very difficult | 2 |
| Moderate | 3 |
| A little difficult | 4 |
| Very Difficult | 5 |

# Caregiving Activities: Childcare vs. Eldercare

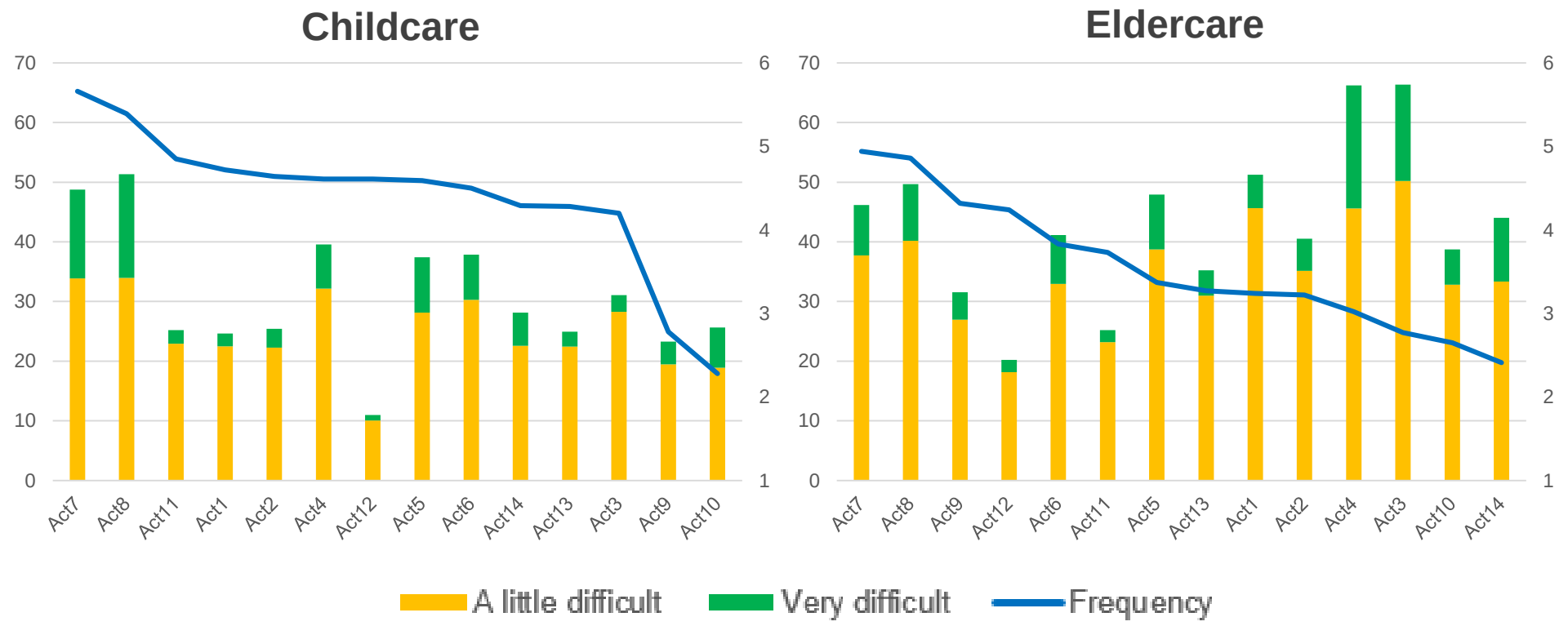

# Caregiving Activities: Childcare vs. Eldercare

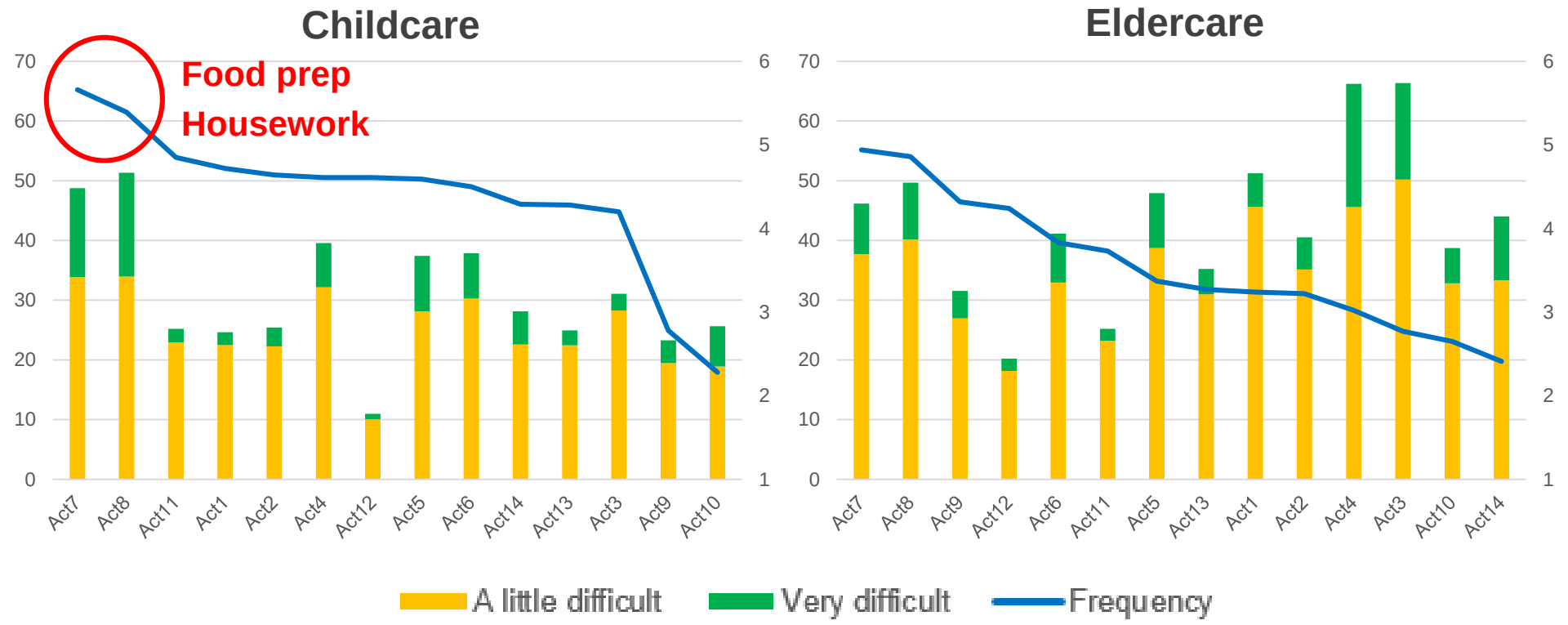

# Caregiving Activities: Childcare vs. Eldercare

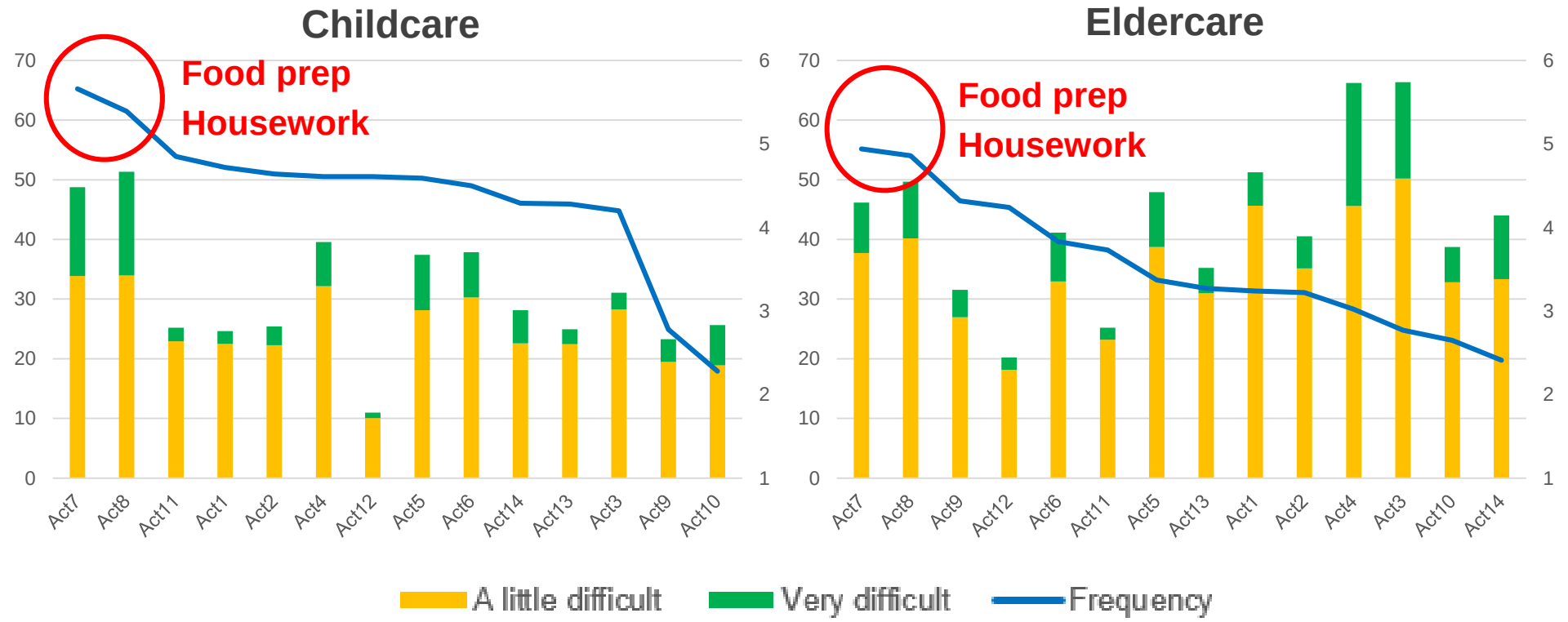

# Caregiving Activities: Childcare vs. Eldercare

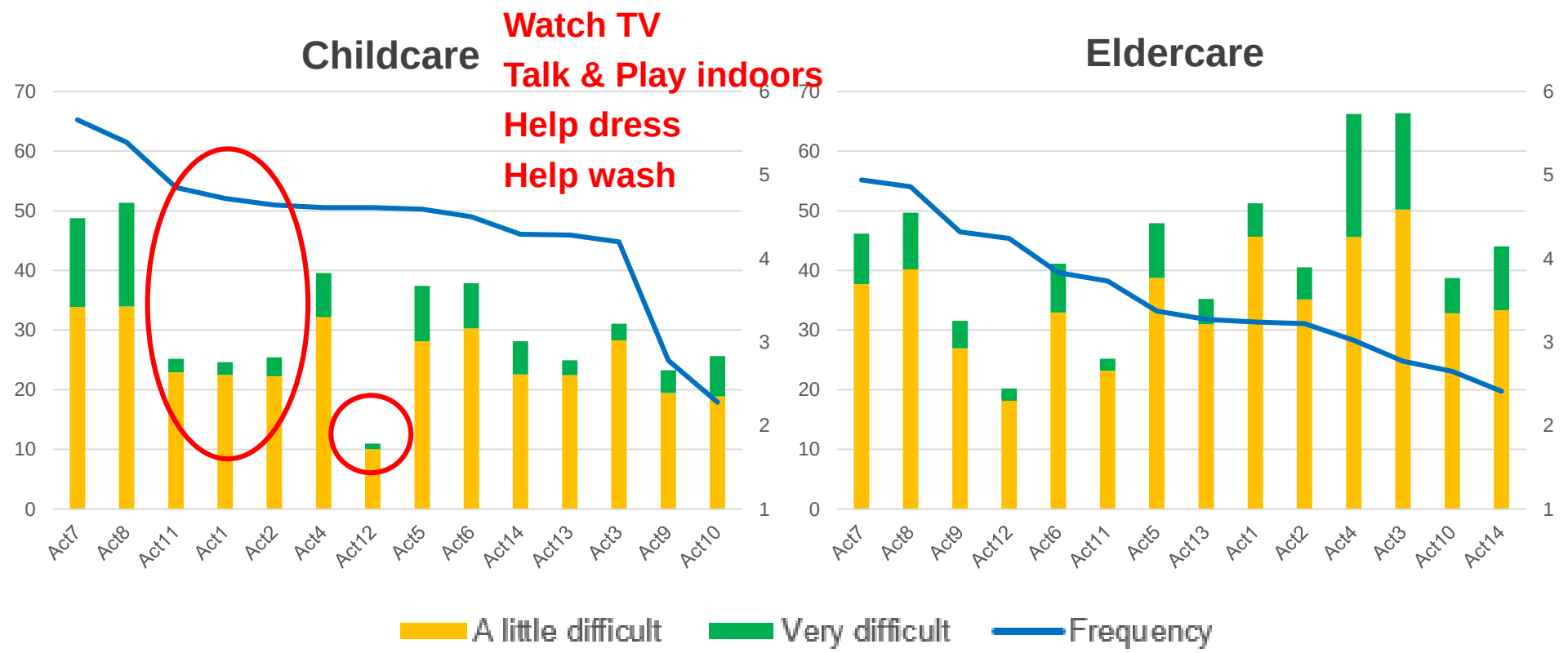

# Caregiving Activities: Childcare vs. Eldercare

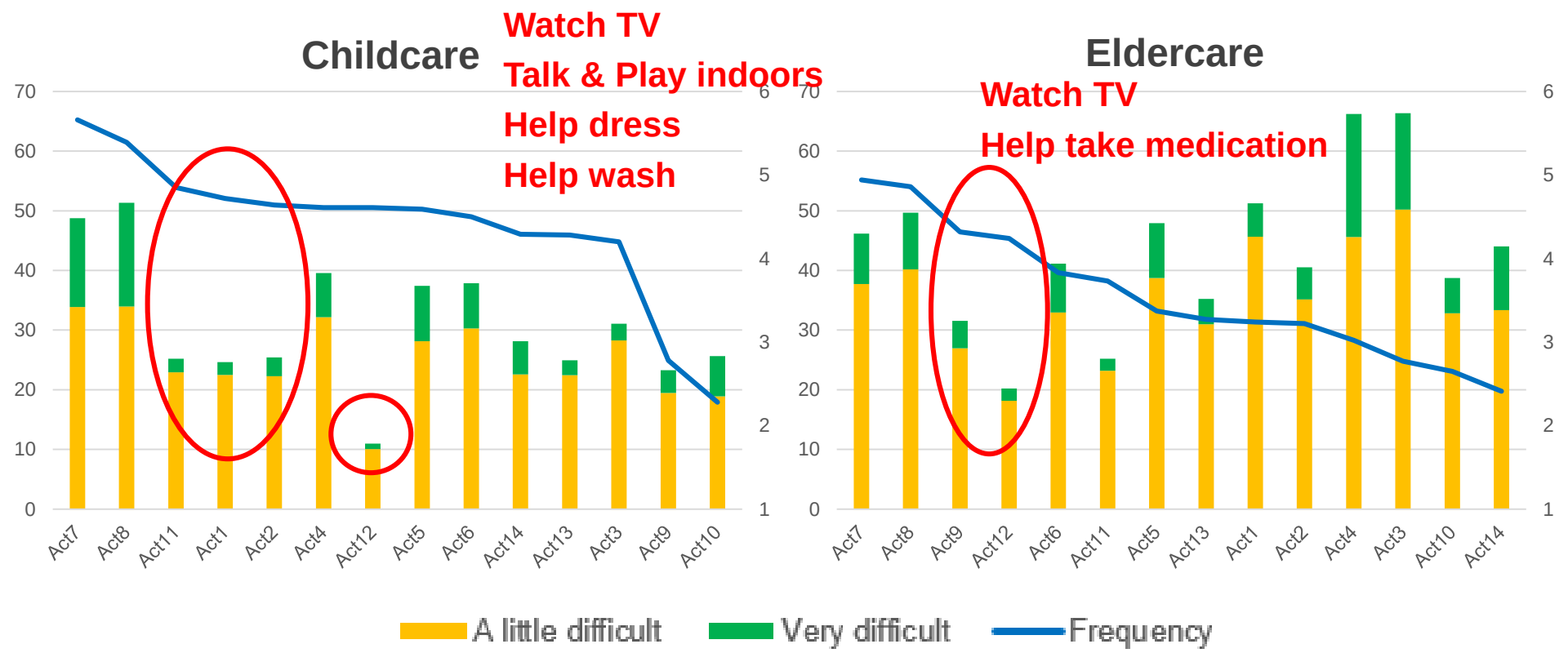

# Caregiving Activities: Childcare vs. Eldercare

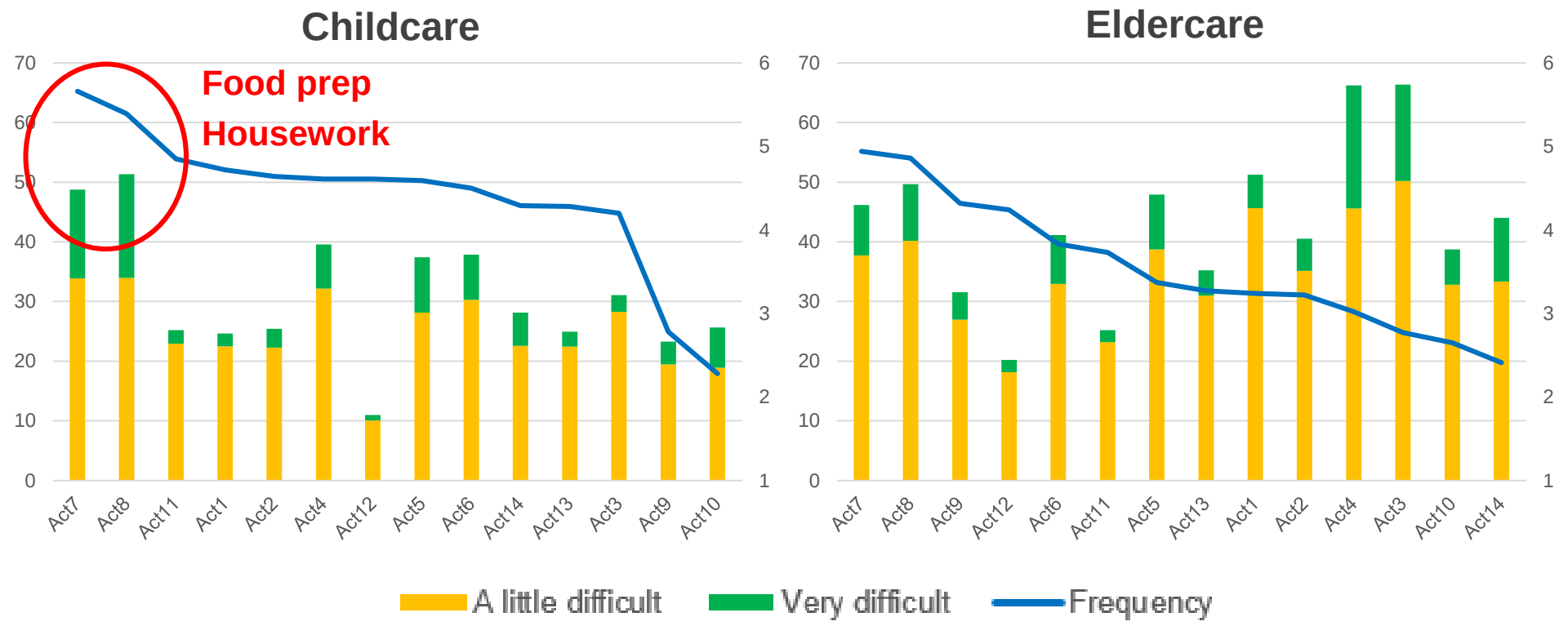

# Caregiving Activities: Childcare vs. Eldercare

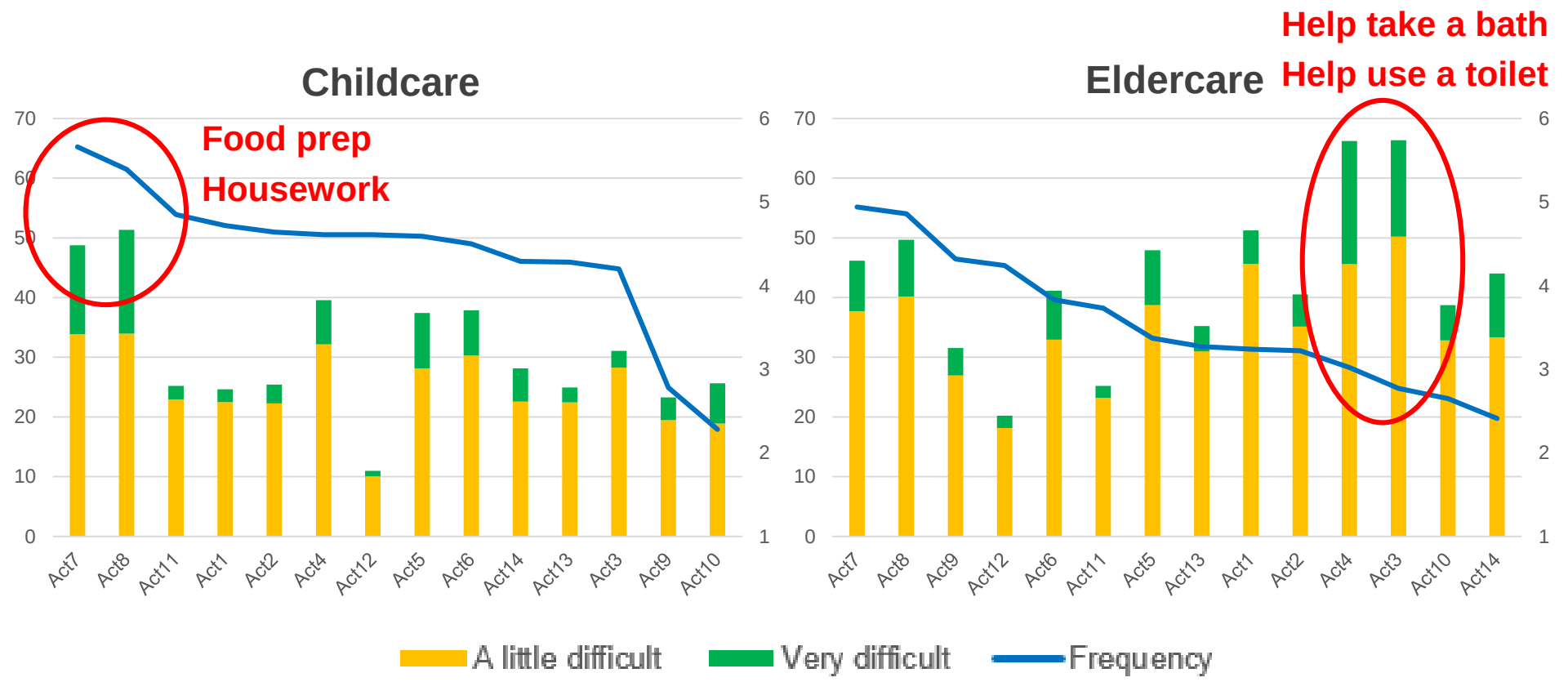

# Caregiving Activities: Childcare vs. Eldercare

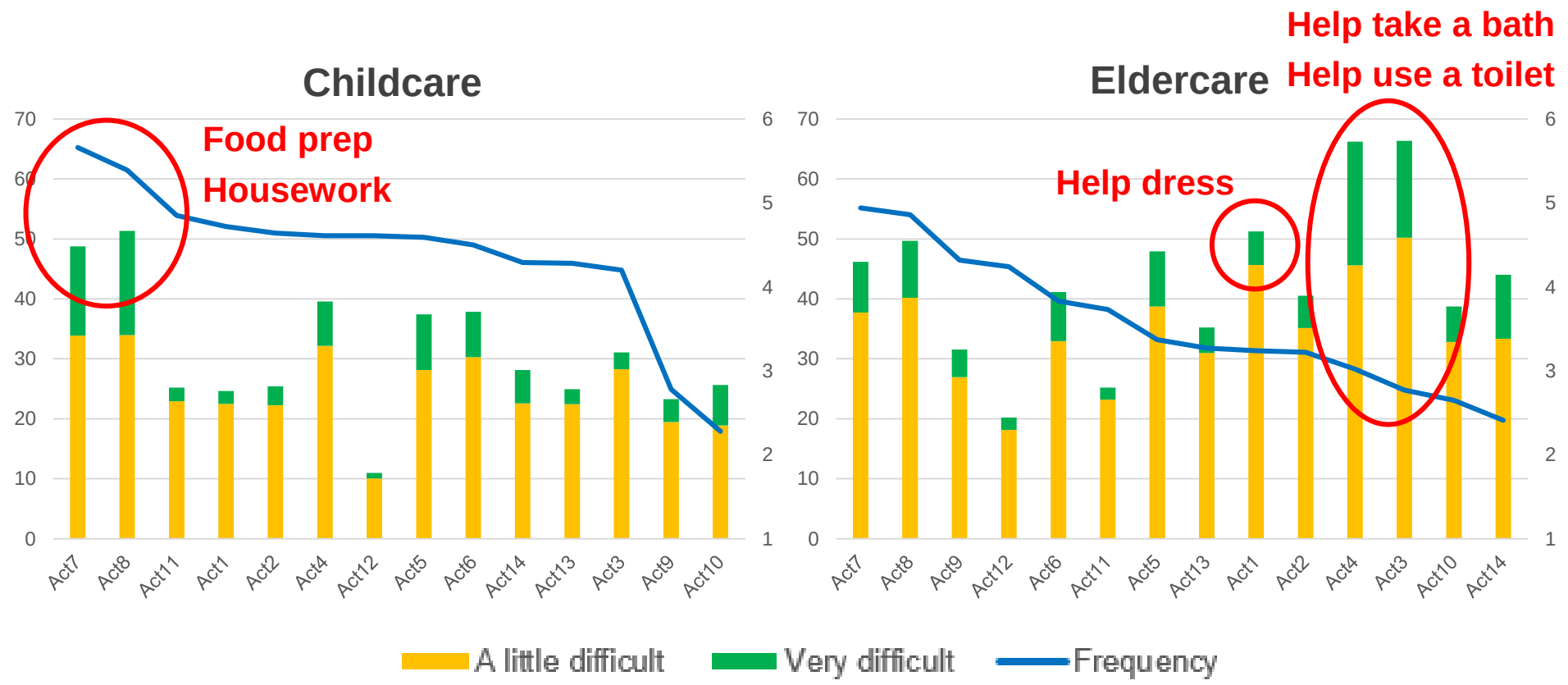

# Summary on Caregiving Activities

- **The frequency of activities overall for childcare was higher than that for eldercare, but the level of difficulty was higher for eldercare.**
- **The most frequently performed activities in both childcare and eldercare were found "housework".**
- **Yet, the most difficult activities differed:**

  **Childcare: Housework**

  **Eldercare: Help the elderly take a bath and use a toilet**

  **Help the elderly dress and undress**
- **The least difficult activities in both childcare and eldercare were found watching TV and talking/playing with the recipient.**
- **But for eldercare, help the elderly take medication was found not difficult but frequently performed, whereas help wash and shower were found not difficult but frequently conducted for childcare.**